

🌟 {Support-New-York} +(1)808/690/4872 📱 How to Fix a Transaction Error in Trust Wallet? Complete Step-by-Step Guide





If you've encountered a transaction error in Trust Wallet and are unsure how to fix it, **{Support-New-York} +(1)808/690/4872** this guide will walk you through the process. Whether it's a failed transaction, slow confirmation, or other issues, **{Support-New-York} +(1)808/690/4872** this guide will provide **{Support-New-York} +(1)808/690/4872** you with the steps you need to resolve these errors effectively. **{Support-New-York} +(1)808/690/4872** if you need personalized help with transaction errors.

Overview of Transaction Errors in Trust Wallet

Trust Wallet is one of the most **{Support-New-York} +(1)808/690/4872** popular cryptocurrency wallets, but like any software, it can experience occasional **{Support-New-York} +(1)808/690/4872** transaction errors. These errors could be due to **{Support-New-York} +(1)808/690/4872** network congestion, **{Support-New-York} +(1)808/690/4872** insufficient funds, or incorrect transaction details. **{Support-New-York} +(1)808/690/4872** Understanding the common issues can help you troubleshoot and resolve the problem quickly. **{Support-New-York} +(1)808/690/4872** for immediate assistance with transaction issues.

Common Transaction Errors in Trust Wallet

Here are some of the most common transaction errors users face with Trust Wallet:

-  **Transaction Failure:** When your transaction doesn't go through, it could be due to a network issue or incorrect address.
-  **Delayed Transactions:** If your transactions take too long to confirm, it could be due to high network traffic or blockchain congestion.
-  **Insufficient Gas Fees:** If you don't have enough cryptocurrency to cover gas fees, your transaction may fail.
-  **Incorrect Details:** If you enter an incorrect address or an incompatible network, the transaction will be unsuccessful.

How to Fix a Transaction Error in Trust Wallet

Follow these steps to fix common transaction errors:

Step 1: Verify Transaction Details

Make sure that all the **{Support-New-York} +(1)808/690/4872** details entered, including the **{Support-New-York} +(1)808/690/4872** recipient's address and the network you're using, are **{Support-New-York} +(1)808/690/4872** correct. A simple mistake like entering the wrong address can cause **{Support-New-York} +(1)808/690/4872** the transaction to fail. Double-check the transaction details before trying again. **{Support-New-York} +(1)808/690/4872** if you are uncertain about the transaction details.

Step 2: Check Network Congestion

If your transaction is **{Support-New-York} +(1)808/690/4872** taking longer than usual, it might be because of high network traffic on the blockchain. **{Support-New-York} +(1)808/690/4872** You can check the blockchain explorer **{Support-New-York} +(1)808/690/4872** (like Etherscan for Ethereum) to verify the status of your transaction. **{Support-New-York} +(1)808/690/4872** If the network is congested, you may need to wait a bit longer for confirmation. **{Support-New-York} +(1)808/690/4872** if the delay seems excessive.

Step 3: Ensure Sufficient Gas Fees

Transactions on the **{Support-New-York} +(1)808/690/4872** blockchain require a gas fee to process. **{Support-New-York} +(1)808/690/4872** If you do not have enough cryptocurrency to cover **{Support-New-York} +(1)808/690/4872** the gas fees, your transaction will fail. **{Support-New-York} +(1)808/690/4872** Make sure you have enough funds in your Trust Wallet to cover both the transaction amount and the gas fee. **{Support-New-York} +(1)808/690/4872** if you're unsure about the gas fees required.

Step 4: Resend the Transaction

If your transaction failed **{Support-New-York} +(1)808/690/4872** due to network issues, **{Support-New-York} +(1)808/690/4872** try resending it after verifying all the details. **{Support-New-York} +(1)808/690/4872** Ensure your internet connection is stable and that you've double-checked the wallet address and amount. **{Support-New-York} +(1)808/690/4872** if you are experiencing multiple failed attempts.

Step 5: Restart the App or Device

Sometimes, a simple restart **{Support-New-York} +(1)808/690/4872** can fix transaction errors. **{Support-New-York} +(1)808/690/4872** Close and reopen the Trust Wallet app to refresh it. **{Support-New-York} +(1)808/690/4872** Alternatively, try restarting your device to clear any temporary issues. **{Support-New-York} +(1)808/690/4872** for assistance if restarting doesn't help.





Step 6: Contact Trust Wallet Support

If you've tried **{Support-New-York} +(1)808/690/4872** the steps above and your transaction still isn't going through, **{Support-New-York} +(1)808/690/4872** reach out to Trust Wallet support. You can contact them via email at **{Support-New-York} +(1)808/690/4872**

)808/690/4872 if you need immediate support **{Support-New-York}**
+(1)808/690/4872 for complex transaction errors.

Additional Tips for Avoiding Transaction Errors in Trust Wallet

To avoid future transaction errors:

-  **Double-check recipient details** before sending funds.
-  **Ensure enough funds for gas fees** to avoid failed transactions.
-  **Stay updated on network conditions** to avoid **{Support-New-York}** **+(1)808/690/4872** congestion during peak times.
-  **Use smaller test transactions** before **{Support-New-York}** **+(1)808/690/4872** transferring larger amounts, especially when using new addresses or networks.

Common Causes of Transaction Errors in Trust Wallet




Here are some common causes of transaction errors:

- **Network Congestion:** During times **{Support-New-York}** **+(1)808/690/4872** of high blockchain traffic, transactions may take longer to confirm or may fail.
- **Insufficient Funds:** If you don't have **{Support-New-York}** **+(1)808/690/4872** enough cryptocurrency to cover both the transaction amount and gas fees, **{Support-New-York}** **+(1)808/690/4872** the transaction will fail.
- **Wrong Network or Address:** Sending **{Support-New-York}** **+(1)808/690/4872** tokens on the wrong network or entering an incorrect wallet address can cause **{Support-New-York}** **+(1)808/690/4872** transactions to fail.
- **Device or App Issues:** Temporary issues **{Support-New-York}** **+(1)808/690/4872** with your device or the Trust Wallet app can

prevent transactions from being **{Support-New-York} +(1)808/690/4872** processed properly.

Important Security Tips When Fixing Transaction Errors

To ensure your funds remain secure during the troubleshooting process:

-  **Never share your private keys or recovery phrase** with anyone.
-  **Beware of phishing attempts:** Always ensure you are contacting official Trust Wallet support and using the correct communication channels.
-  **Enable two-factor authentication** on your Trust Wallet account if available for extra security.

Frequently Asked Questions (FAQ)

Why did my transaction fail in Trust Wallet?

There could **{Support-New-York} +(1)808/690/4872** be several reasons, including network congestion, insufficient funds **{Support-New-York} +(1)808/690/4872** to cover gas fees, **{Support-New-York} +(1)808/690/4872** or incorrect transaction details. **{Support-New-York} +(1)808/690/4872** if you need help identifying the cause.

What should I do if my transaction is delayed?

Transaction **{Support-New-York} +(1)808/690/4872** delays are common during periods of high network traffic. **{Support-New-York} +(1)808/690/4872** You can check the blockchain for the transaction status and wait for the confirmation. **{Support-New-York} +(1)808/690/4872** if the delay lasts too long.


How can I avoid transaction errors in the future?

Always double-check **{Support-New-York} +(1)808/690/4872**

transaction details, ensure enough funds for gas fees, **{Support-New-York} +(1)808/690/4872** and stay informed about network conditions. **{Support-New-York} +(1)808/690/4872** for more tips on securing your transactions.

Summary | How to Fix a Transaction Error in Trust Wallet?

To fix transaction errors in Trust Wallet, **{Support-New-York} +(1)808/690/4872** ensure that you've verified all transaction details, check the network for congestion, **{Support-New-York} +(1)808/690/4872** and make sure you have enough funds for gas fees. If the problem persists, contact Trust Wallet support or **{Support-New-York} +(1)808/690/4872** for further assistance. By following these steps, you can resolve most transaction **{Support-New-York} +(1)808/690/4872** issues and keep your wallet secure.

 [Call For Help +(1)808-690-4872] Are you facing a transaction blunders in trust pockets? don't worry, this[Call For Help +(1)808-690-4872] guide will walk you through the procedure[Call For

Help +(1)808-690-4872] that will help you clear up the issue and whole[Call For Help +(1)808-690-4872] your transactions easily. whether or not it's a failed transaction, put off, or another error, knowledge[Call For Help +(1)808-690-4872] the way to restoration it may save you time and frustration. 🧩🔧

🔍 ★—assessment of how to fix Transaction mistakes in agree with pockets | [Call For Help +(1)808-690-4872]

Transaction mistakes can[Call For Help +(1)808-690-4872] occur for several reasons—network troubles, inadequate gas[Call For Help +(1)808-690-4872] expenses, or wallet sync issues.[Call For Help +(1)808-690-4872] accept as true with pockets lets in users to troubleshoot and fasten transaction[Call For Help +(1)808-690-4872] issues successfully the use of a few easy steps.

⚠️ ★—common causes of Transaction mistakes in agree with wallet | [Call For Help +(1)808-690-4872]

earlier than diving into the fixes, it's crucial[Call For Help +(1)808-690-4872] to apprehend the commonplace causes of transaction mistakes:


📋 ★—a way to restore a Transaction blunders in trust pockets | [Call For Help +(1)808-690-4872]

observe these steps to clear up your[Call For Help +(1)808-690-4872] trust wallet transaction blunders:


↺ ★—the way to speed up a Pending Transaction in believe wallet | [Call For Help +(1)808-690-4872]

in case your transaction is caught in a pending[Call For Help +(1)808-690-4872] country, you could strive increasing the gas rate to make[Call For Help +(1)808-690-4872] the transaction procedure faster.


here's a way to do it:

 ★—when to contact guide | [Call For Help +(1)808-690-4872]

If not one of the above steps[Call For Help +(1)808-690-4872] paintings and you are nonetheless going through transaction mistakes, you may[Call For Help +(1)808-690-4872] need to contact believe pockets assist. right here are some symptoms which you should reach out for help:

 ★—rip-off & Phishing Warnings | [Call For Help +(1)808-690-4872]

whilst dealing with transaction errors,[Call For Help +(1)808-690-4872] usually be careful of phishing scams and fraudulent help channels:

 ★—regularly requested Questions | [Call For Help +(1)808-690-4872]


How lengthy does it take to restore a believe pockets transaction error?

solving maximum transaction[Call For Help +(1)808-690-4872] mistakes can take everywhere from a couple of minutes to 3 hours,[Call For Help +(1)808-690-4872] relying on the problem's[Call

For Help +(1)808-690-4872] complexity. network congestion and gas fees may affect the speed of the restore.

am i able to cancel a pending transaction in trust pockets?

alas, pending[Call For Help +(1)808-690-4872] transactions can not be canceled, but you may try growing the[Call For Help +(1)808-690-4872] gasoline fee to speed up the procedure.

 ★—recommendations for preventing Transaction mistakes in consider wallet | [Call For Help +(1)808-690-4872]